

Birch PW

Wall plate Birch PW is a round plate that can be used to mount play wheels to the wall. Illustrated to look like a birch tree it will make a great addition to any play area.

Can be combined with:


- 1 play wheel of choice
- 1 white wall plate (required for mounting the play wheel)

Graphic colours Pantone no.

7738C	CG 1C	White
-------	-------	-------



Wall plate | Birch PW

Article no.	Size HxWxD	Mounting	KG	
PP00714	160x67,4x1,3cm	wallmount	2,3 KG	Birchwood, RVS



TÜV SGS All our products are inspected, tested and certified by SGS and TÜV.

EN 71 European standard EN 71 specifies safety requirements for toys. Compliance with the standard is legally required for all toys sold in the European Union.

FSC All our products only use FSC certified wood, so eco- and environment friendly!

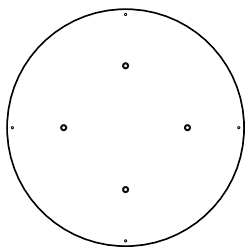
CE Our products are conform with health, safety and environmental protection standards for products sold within the EU.

IKC | HQ EUROPE
 Dronen | The Netherlands
 +31 (0)321 38 77 30
 sales@ikcplay.com
 www.ikcplay.com

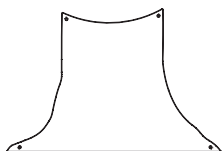
IKC | HQ ASIA
 Shanghai | China
 +86 (0)573 82 58 61 83
 sales.cn@ikcplay.com
 www.ikcplay.com.cn

Wall plate

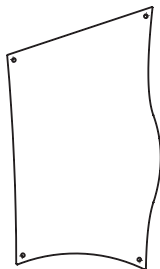
WP1



WP2

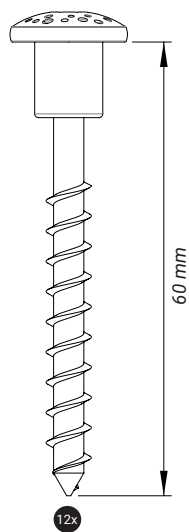


WP3

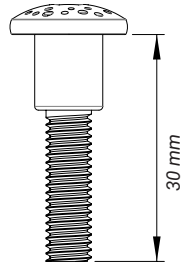


Screws

S16

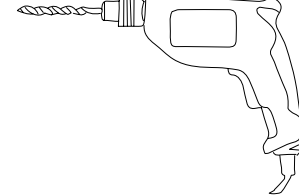


S7



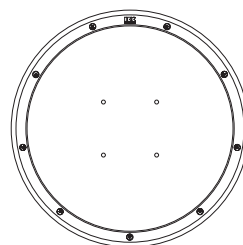
Required tools

Drill



Play module

PW



Wall plate mounting

